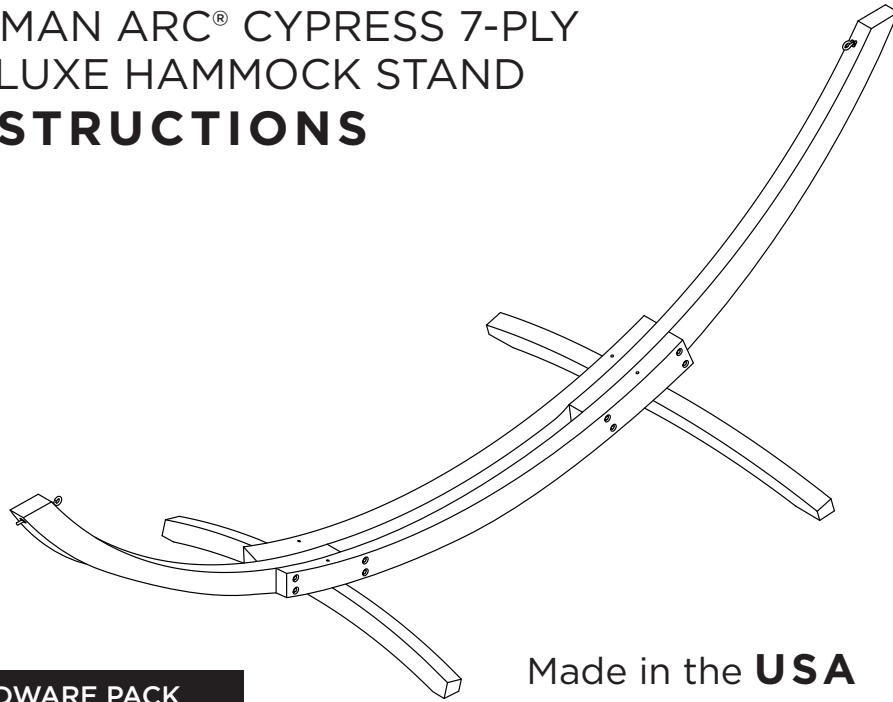


# ROMAN ARC® CYPRESS 7-PLY DELUXE HAMMOCK STAND INSTRUCTIONS



Made in the **USA**

**HARDWARE PACK**

## STAND PARTS

The hammock stand is shipped in three boxes. Stand parts and hardware pack contents listed below are per box. Stand parts and hardware packs from all boxes are required for assembly.

- (2) SAR-CENTER boxes containing 1 center and 1 foot each
- (1) SAR-END containing 2 ends and hardware pack

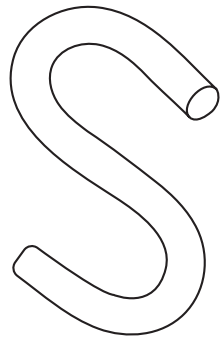
## SUGGESTED TOOLS

- RATCHET OR PLIERS (not included)
- SCREW DRIVER (not included)
- 1 (9/16") DEEP WELL SOCKET TOOL

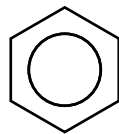
## CARE INSTRUCTIONS

- Lightly sand once a year and add a coat of boiled linseed oil to keep the cypress wood in good condition.

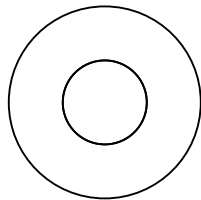
**NOTE: TWO PERSON ASSEMBLY SUGGESTED**



(2) "S" Hook



(14) HEX NUT




(20) FLAT WASHER



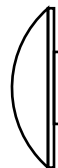
(10) PLASTIC CAPS TO COVER BOLT END



(8) HEX BOLT

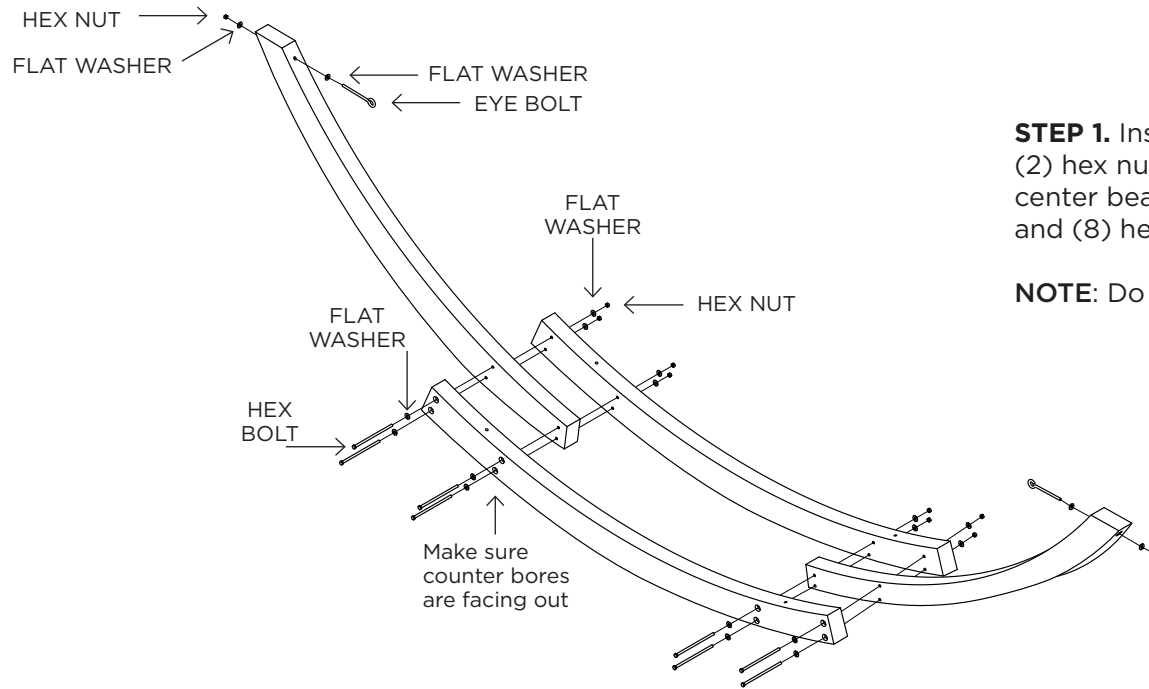


(2) EYE BOLT



(4) CARRIAGE BOLT

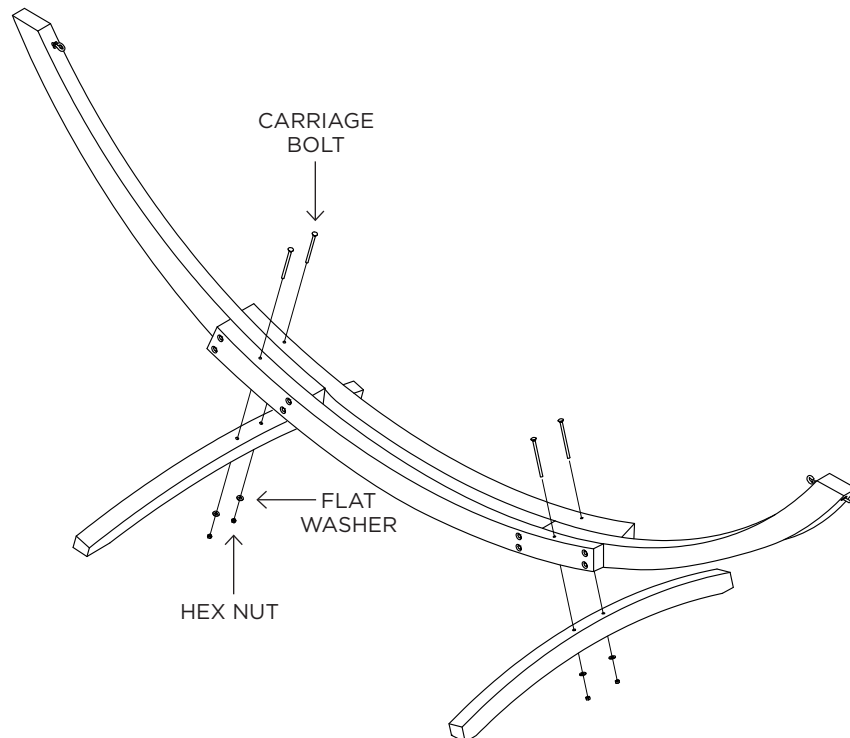
## ASSEMBLY



**STEP 1.** Insert (2) eye bolts, (4) flat washers (two on each side), and (2) hex nuts into the top of the end section of beams. Loosely attach center beams to each end beam using (8) hex bolts, (16) flat washers, and (8) hex nuts like shown in the diagram.

**NOTE:** Do not tighten anything until all bolts are installed in step 2.

**NOTE:** Hex Bolts and Eye Bolts require a washer on each end. Carriage Bolts use a washer only on the nut end.



**STEP 2.** Position the assembly upright. To attach the feet, align the holes in each foot with the holes in the center beams. The slant on the base of the foot should be angled toward the center of the stand. Insert (4) carriage bolts, (4) flat washers, and (4) hex nuts like shown in the diagram. **Tighten all bolts.**

**NOTE.** Recommended use of the ten rubber/plastic caps provided, to cover the exposed ends of the eye bolt and hex bolts

**DO NOT EXCEED LOAD LIMIT OF 600 LBS.**  
**DO NOT ALLOW CHILDREN TO USE THE HAMMOCK WITHOUT DIRECT ADULT SUPERVISION. DO NOT HAVE INFANTS IN THE HAMMOCK.**

**QUESTIONS REGARDING THIS PRODUCT? Call our customer service team, 252-758-0641.**

### WARRANTY INFORMATION:

Products of The Hammock Source are guaranteed to be free of defects in workmanship and materials for up to one year after the purchase date. Prolonged exposure to weather conditions including snow, rain, and humidity are not covered under the warranty nor is damage caused by negligence, normal wear, mildew, improper care including storage, maintenance, and installation. If an item is found to be defective within one year of its purchase, it will be replaced without charge upon the return of the unit accompanied by a sales receipt. A Return Authorization is needed for return and may be obtained by contacting 252-758-0641. **DO NOT PAINT OR VARNISH as this seals in the moisture and may cause it to rot from the inside out. ANY ALTERATIONS TO THE WOOD INCLUDED BUT NOT LIMITED TO PAINT AND VARNISH WILL VOID THE WARRANTY.**

**MAINTENANCE :** Thoroughly Inspect product before each use. Periodically check bolts and re-tighten when necessary.