

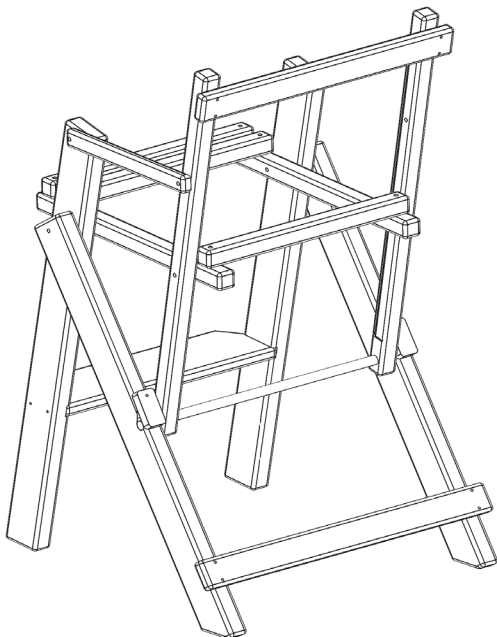


DURAWOOD BAR STOOL INSTRUCTIONS

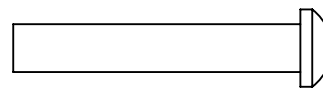


ASSEMBLY

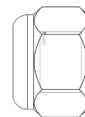
STEP 1. Open Bar Stool and lock the Back Rod into slots on back legs by securing the Locking Tabs.



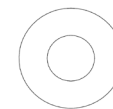
HARDWARE PACK



(4) 3.5" HEX BOLTS



(4) LOCK NUTS



(8) WASHERS

CHAIR PARTS

- BAR STOOL FRAME
- LEFT ARM ASSEMBLY
- RIGHT ARM ASSEMBLY

SUGGESTED TOOLS

- SOCKET WRENCH
- 7/16" x 1/4" DEEP SOCKET

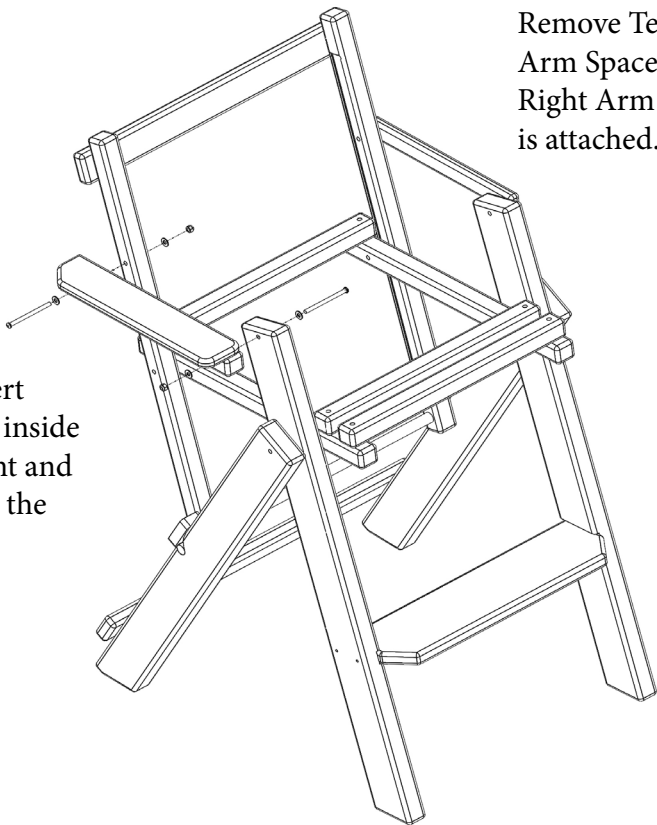
ASSEMBLY

STEP 2. Use (2) 3.5" Hex Bolts, (2) Lock-nuts, and (4) Washers to attach Right Arm Assembly to Bar Stool Frame.

Keep all Bolts loose until Step 3.

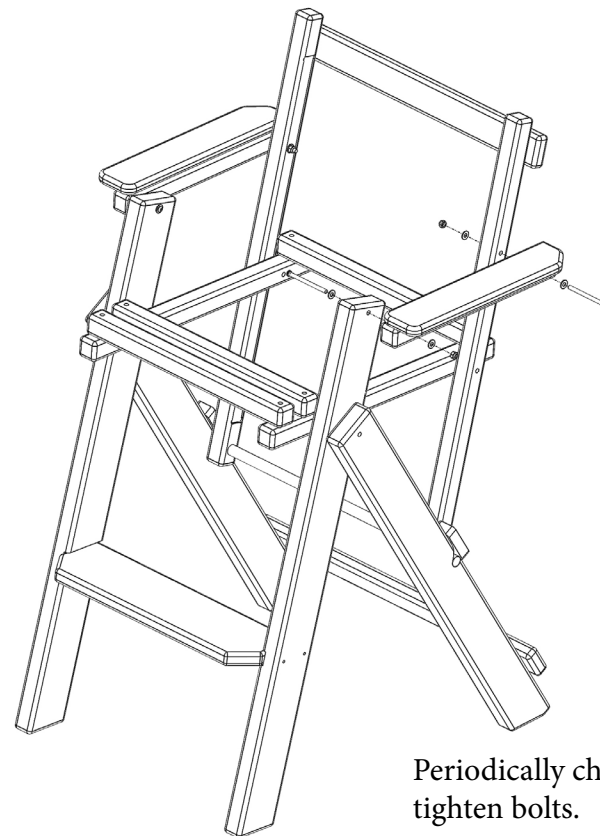
Remove Temporary
Arm Spacer once
Right Arm Assembly
is attached.

Note: Insert
Bolt from inside
in the front and
outside in the
back.



STEP 3. Use (2) 3.5" Hex Bolts, (2) Lock-nuts, and (4) Washers to attach Left Arm Assembly to Bar Stool Frame.

Tighten all bolts (to include existing bolts).



Periodically check and
tighten bolts.

Congratulations on purchasing this Durawood Bar Stool Chair. QUESTIONS REGARDING THIS PRODUCT? Call our customer service team, 252-295-0405.

MAINTENANCE - Thoroughly inspect product before each use. Periodically check bolts after assembly and re-tighten when necessary.

WARRANTY & RETURNS - Our Coastal Collections products are guaranteed to be free of defects in both workmanship and material. The Durawood Frame is backed by a limited lifetime warranty. In the unlikely event that any splintering, rotting, cracking, peeling, or chipping should ever occur on The Hammock Source will supply replacement parts, at no charge to you. This does not include negligence, improper use, animal damage or damage caused by natural disasters. Our Duracord Rope components are guaranteed free of defects in workmanship and materials for up to one year from the date of purchase. Prolonged exposure of the rope components to weather conditions including snow, rain, and humidity are not covered under the warranty, nor is damage caused by normal wear, mildew, or improper care, including storage, maintenance, and assembly. When using around fire, keep furniture at a minimum distance of 30 inches from the heat source. Prevent prolonged exposure to chlorinated water. Note that an original sales receipt must accompany any returned product, along with a Return Authorization Number from Nags Head Hammocks customer service; call (252) 295-0405.

